

European Spine Review & Cadaver Course 2019

Organizers:

World Spinal Column Society
4th Department of Neurosurgery, "Henry Dunant" Hospital

15 & 16 02|2019

www.cervicalspine2019.com

Part 1 : Cervical Spine

Venues

"Henry Dunant" Hospital Amphitheatre
Laboratory of Anatomy, Medical School - University of Athens

15 FEBRUARY 2019

Amphitheater of "Henry Dunant" Hospital

8.00 – 8.30 Registration

8.30 – 10.50 Session 1

Chairs: K. Saoud, M. Fratzoglou

8.30 – 8.35 Welcome and small subjects

I. Polythodorakis

8.35 – 8.40 Anatomy of Cervical Spine

V. Martinos

8.40 – 9.00 Cervical Sagittal Balance

V. Lykomitros

9.00 – 9.20 Craniocervical Pathologies and Approaches

M. Zileli

9.20 – 9.30 Cervical Arthroplasty: Indications, Tips, Tricks

P. Pereira

9.30 – 9.40 Surgical treatment of odontoid fractures

D. Bouramas

9.40 – 9.50 Cervical Subaxial Trauma

N. Peev

9.50 – 10.00 Ventral Approaches and Techniques/Tricks

Y. Enchev

10.00 – 10.10 Spine Vascular Pathologies

P. Papanagiotou

10.10 – 10.20 Cervical Deformity Diagnosis and Treatment

G. Sapkas


10.20 – 10.30 Pain Management in Cervical Spine Pathologies

C. Karanastasi

15 FEBRUARY 2019

European Spine Review & Cadaver Course 2019

Organizers:

 World Spinal Column Society

4th Department of Neurosurgery, "Henry Dunant" Hospital


15 & 16 02 | 2019

www.cervicalspine2019.com

Part 1 : Cervical Spine

Venues

 "Henry Dunant" Hospital Amphitheatre

 Laboratory of Anatomy, Medical School – University of Athens

Amphitheater of "Henry Dunant" Hospital

10.30 – 10.40 Electrophysiological Monitoring in Spine Surgery
T. Imtiaz

10.40 – 10.50 Cases
A. Spiliotopoulos, G. Sapkas, Lecturing Faculty

10.50 – 11.00 Coffee break

11.00 – 11.45 Session 2

Chairs: L. Angelov

11.00 – 11.15 Interventional Pain Procedures in the neck: Part 1
(Percutaneous block and lesioning of greater and lesser occipital nerves and third occipital nerve)
A. Lemonis

11.15 – 11.25 Interventional Pain Procedures in the neck: Part 2
(Percutaneous interlaminar and transforaminal block of the cervical epidural space)
N. Peev

11.25 – 11.35 Interventional Pain Procedures in the neck: Part 3
(Percutaneous block and lesioning of the cervical facet joint)
N. Zafiris

11.35 – 11.40 Interventional Pain Procedures in the neck: Part 4
(Percutaneous discography of the cervical discs)
A. Kelekis

11.40 – 11.45 Interventional Pain Procedures in the neck: Part 5
(Percutaneous block of the phrenic nerve and the stellate ganglion)
N. Zafiris

15 FEBRUARY 2019
Amphitheater of "Henry Dunant" Hospital

European Spine Review & Cadaver Course 2019

Organizers:



World Spinal Column Society

4th Department of Neurosurgery, "Henry Dunant" Hospital

15 & 16 02 | 2019

www.cervicalspine2019.com

Part 1 : Cervical Spine

Venues

"Henry Dunant" Hospital Amphitheatre

Laboratory of Anatomy, Medical School – University of Athens

11.45 – 13.05

Session 3

Chairs:

K. Kouzelis, K. Vlachos

11.45 – 11.55

Approach related complications

S. Papastefanou

11.55 – 12.05

Treatment Options in Tumor Surgery

L. Angelov

12.05 – 12.15

The role of en bloc resection for primary malignant cervical spine tumors

P. Papagelopoulos

12.15 – 12.25

Cervical corpectomy

I. Polythodorakis

12.25 – 12.35

Oblique Corpectomy

S. Naderi

12.35 – 12.45

Cervical plating - which type of plate for which indication?

K. Barkas

12.45 – 12.55

Rheumatoid Disease affection of the Cervical Spine

A. Saoud

12.55 – 13.05

Complications and Avoidance in Cervical Spine Surgery

N. Peev

13.05 – 13.30

Light Lunch

15 FEBRUARY 2019
Amphitheater of "Henry Dunant" Hospital

European Spine Review & Cadaver Course 2019

Organizers:

 World Spinal Column Society


4th Department of Neurosurgery, "Henry Dunant" Hospital


15 & 16 02 | 2019

www.cervicalspine2019.com

Part 1 : Cervical Spine

Venues

 "Henry Dunant" Hospital Amphitheatre

 Laboratory of Anatomy, Medical School – University of Athens

13.30 – 15.30

Session 4

Chairs:

K. Soultanis, L. Tacconi

13.30 – 13.40

Dorsal Decompression Techniques

L. Tacconi

13.40 – 14.00

Instrumentation and Construct Design

A. Spiliotopoulos

14.00 – 14.10

Cervico-Thoracic Junction: Anterior and Anterolateral Approaches

I. Polythodorakis

14.10 – 14.20

Cervico-Thoracic Junction: Posterior and Posterolateral Approaches

I. Polythodorakis

14.20 – 14.30

Translaminar Screws in Spine Trauma

K. Paterakis

14.30 – 14.45

Surgeries to improve quality of life in Spinal Cord Injury Patients

S. Vaishya

14.45 – 15.00

Music as an adjuvant treatment during the perioperative period

E. Stefanakou

15.00 – 15.10

Infections and spondylodiscitis – treatment options

I. Liveris

15.10 – 15.30

Cases: The Decision-Making Process

A. Saoud, V. Lykomitros

15.30 – 16.00

Coffee break

European Spine Review & Cadaver Course 2019

Organizers:



World Spinal Column Society

4th Department of Neurosurgery, "Henry Dunant" Hospital

15 & 16 02 | 2019

www.cervicalspine2019.com

Part 1 : Cervical Spine

Venues

"Henry Dunant" Hospital Amphitheatre

Laboratory of Anatomy, Medical School – University of Athens

15 FEBRUARY 2019

Amphitheater of "Henry Dunant" Hospital

16.00 – 17.15 Session 5

Chairs: A. Saoud, V. Lykomitros

16.00 – 16.10 Kyphoplasty in Cervical Conditions

V. Lykomitros

16.10 – 16.20 Peds Spine Trauma: Injury Pattern vs Adult

C. Charitidis

16.20 – 16.30 Update in Spinal Cord Injury

K. Saoud

16.30 – 16.40 Olfactory mucosa autograft transplantation in chronic patients after spinal cord injury

C. Gogos

16.40 – 16.50 Cervical Injuries in Sports

O. Paxinos

16.50 – 17.15 Cases

S. Vaishya, A. Petsanas and Lecturing Faculty

European Spine Review & Cadaver Course 2019

Organizers:



World Spinal Column Society

4th Department of Neurosurgery, "Henry Dunant" Hospital

15 & 16 02 | 2019

www.cervicalspine2019.com

Part 1 : Cervical Spine

Venues

"Henry Dunant" Hospital Amphitheatre

Laboratory of Anatomy, Medical School – University of Athens

16 FEBRUARY 2019

Laboratory of Anatomy, Medical School – University of Athens

08.00 – 08.35	Cases <i>A. Saoud, K. Barkas and Lecturing Faculty</i>
08.45 – 09.00	MIS Cervical Techniques <i>J. Oertel</i>
09.00 – 10.45	Lab 1: Trans-Oral and Whitesides Approach
10.45 – 11.00	Coffee break
11.00 – 12.00	Lab 2: Ventral Exposures and Instrumentation
12.00 – 13.30	Lab 3: Occipito Cervical Dorsal Exposure and Instrumentation
13.30 – 14.00	Light Lunch
14.00 – 14.10	Rehabilitation in Cervical Spine Surgery <i>Z. Kentros</i>
14.10 – 16.10	Lab 4: Cervicothoracic Dorsal Exposure Instrumentation and Deformity